

Scaled data based on original data using
LM-79-08 Approved Method: Electrical and Photometric Measurements of Solid-
State Lighting Products

Test Report Prepared for
Cooper Lighting Solutions
(formerly Eaton)

Brand: McGRAW-EDISON

Report Number: P200276

Luminaire Tested: **GWC-AF-02-LED-E1-SL2-7050-600**

Issue Date: 3/3/2020

Test Information

Test Method: LM-79-08
Report Number: P200276
TEST IS SCALED FROM IESNA LM-79-08 TEST DATA (P24286)
Test Lab: INNOVATION CENTER P2
Issue Date: 3/3/2020
Manufacturer: COOPER LIGHTING SOLUTIONS (FORMERLY EATON)
Product Line: MCGRAW-EDISON
Catalog Number: GWC-AF-02-LED-E1-SL2-7050-600
Description: GALLEON WALL LUMINAIRE
(2) 70 CRI, 5000K, 615mA LIGHTSQUARES WITH 16 LEDS EACH AND TYPE II SPILL
LIGHT ELIMINATOR OPTICS
Light Source: -
Ballast/Driver: ELECTRONIC DRIVER

Summary

Lumens per Lamp: N/A
Luminaire Lumens: 8018 lumens
Efficiency: N/A
Efficacy: 121.5 lumens/watt
Luminous Opening: Rectangular (W 1' x L: 0.5' x H: 0')
IES Classification: Type II - Short - Semi-Cutoff
BUG Rating: B1 - U0 - G2

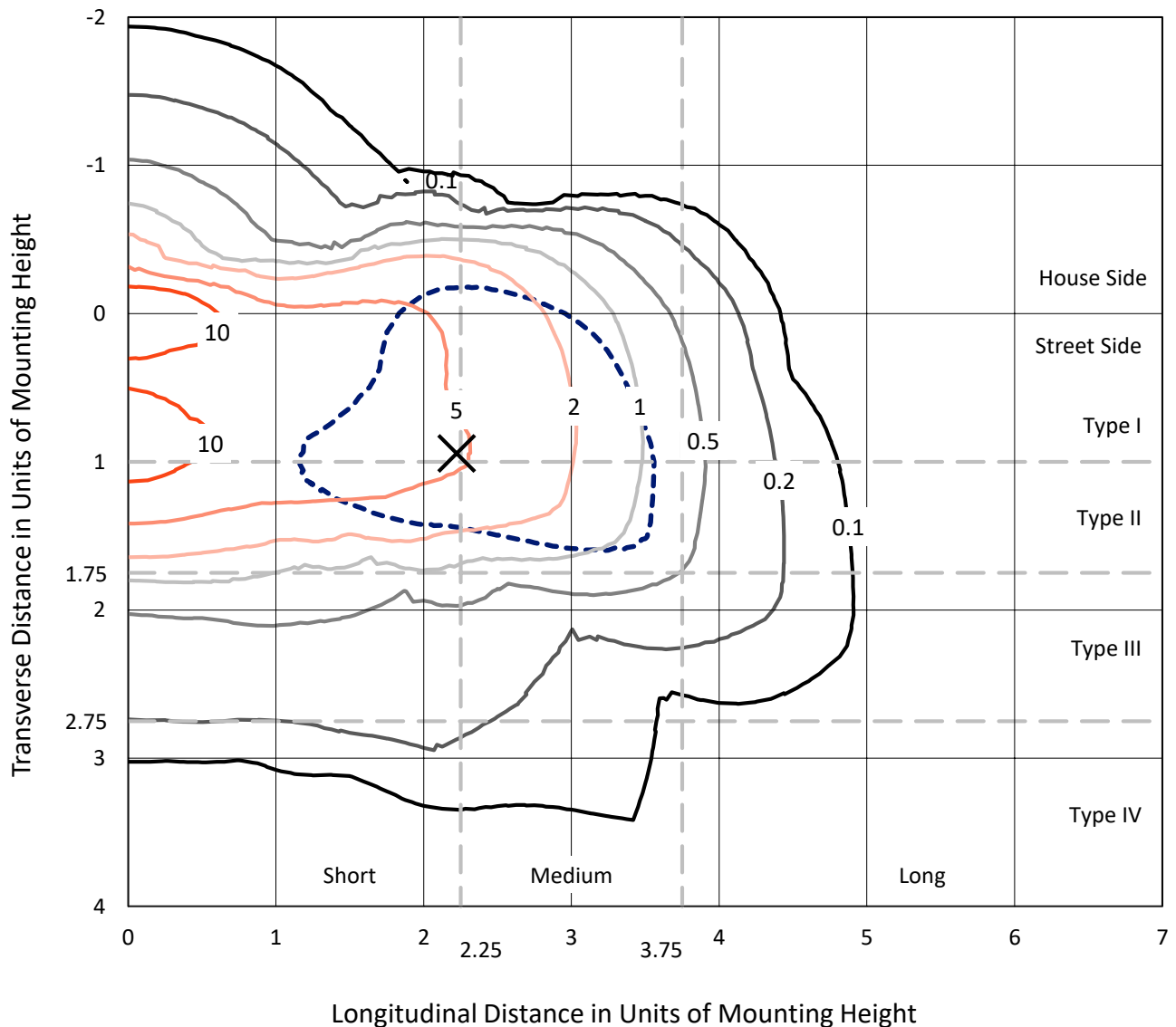
Input Watts (W): 66
Input Voltage (V): NR
Input Current (Ain): NR
Voltage Rise (V): NR
Power Factor: NR
Total Harmonic Distortion (THDi): NR
Frequency (hertz): 60
Stabilization Time: NR
Operation Time: NR
Ambient Temperature (°C): NR
Test Distance: 25 FT



REPORT NUMBER: P200276
 CATALOG NUMBER: GWC-AF-02-LED-E1-SL2-7050-600

Iso-Footcandle Lines of Horizontal Illumination

× Max cd
 - - - 1/2 Max cd

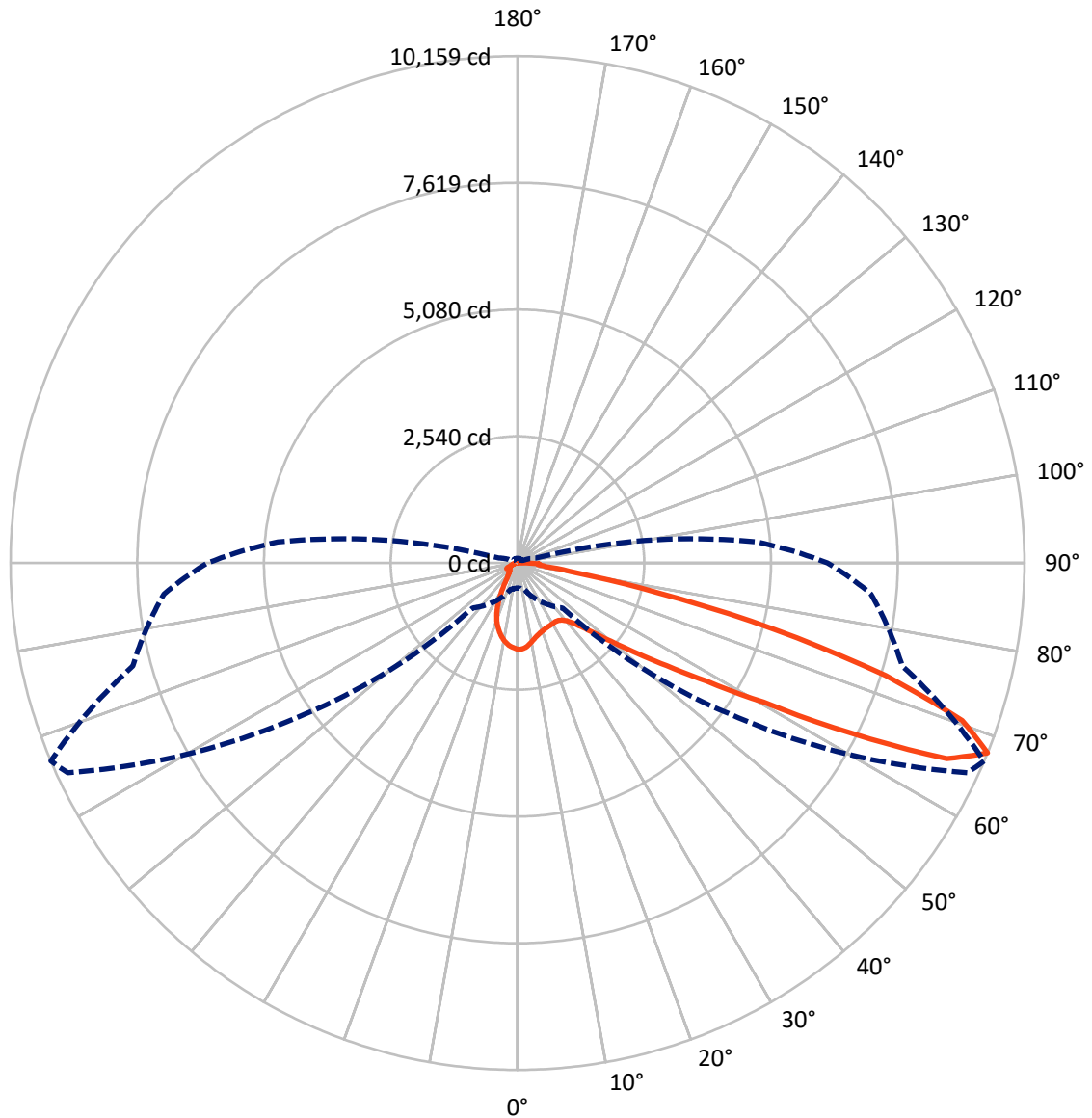


Based on 10 foot mounting height. Maximum calculated value = 17.3 fc
 Type II - Short - Semi-Cutoff

REPORT NUMBER: P200276

CATALOG NUMBER: GWC-AF-02-LED-E1-SL2-7050-600

Luminous Intensity Polar Plot



— Vertical Plane Through 67-Deg Lateral - - - Horizontal Cone Through 67.5-Deg Vertical

REPORT NUMBER: P200276

CATALOG NUMBER: GWC-AF-02-LED-E1-SL2-7050-600

FLUX DISTRIBUTION:

		Downward	Upward	Total
House Side	Lumens	1328.5	0.0	1328.5
	% Fixture	16.6	0.0	16.6
Street Side	Lumens	6689.5	0.0	6689.5
	% Fixture	83.4	0.0	83.4
Total	Lumens	8018.0	0.0	8018.0
	% Fixture	100.0	0.0	100.0

ZONAL LUMENS:

Zone	Lumens	% Fixture
0°-10°	147.5	1.8
10°-20°	341.4	4.3
20°-30°	462.8	5.8
30°-40°	657.9	8.2
40°-50°	1100.7	13.7
50°-60°	1741.3	21.7
60°-70°	2218.2	27.7
70°-80°	1161.9	14.5
80°-90°	186.3	2.3
90°-100°	0.0	0.0
100°-110°	0.0	0.0
110°-120°	0.0	0.0
120°-130°	0.0	0.0
130°-140°	0.0	0.0
140°-150°	0.0	0.0
150°-160°	0.0	0.0
160°-170°	0.0	0.0
170°-180°	0.0	0.0
0°-90°	8018.0	100.0
0°-180°	8018.0	100.0

Coefficient of Utilization



REPORT NUMBER: P200276

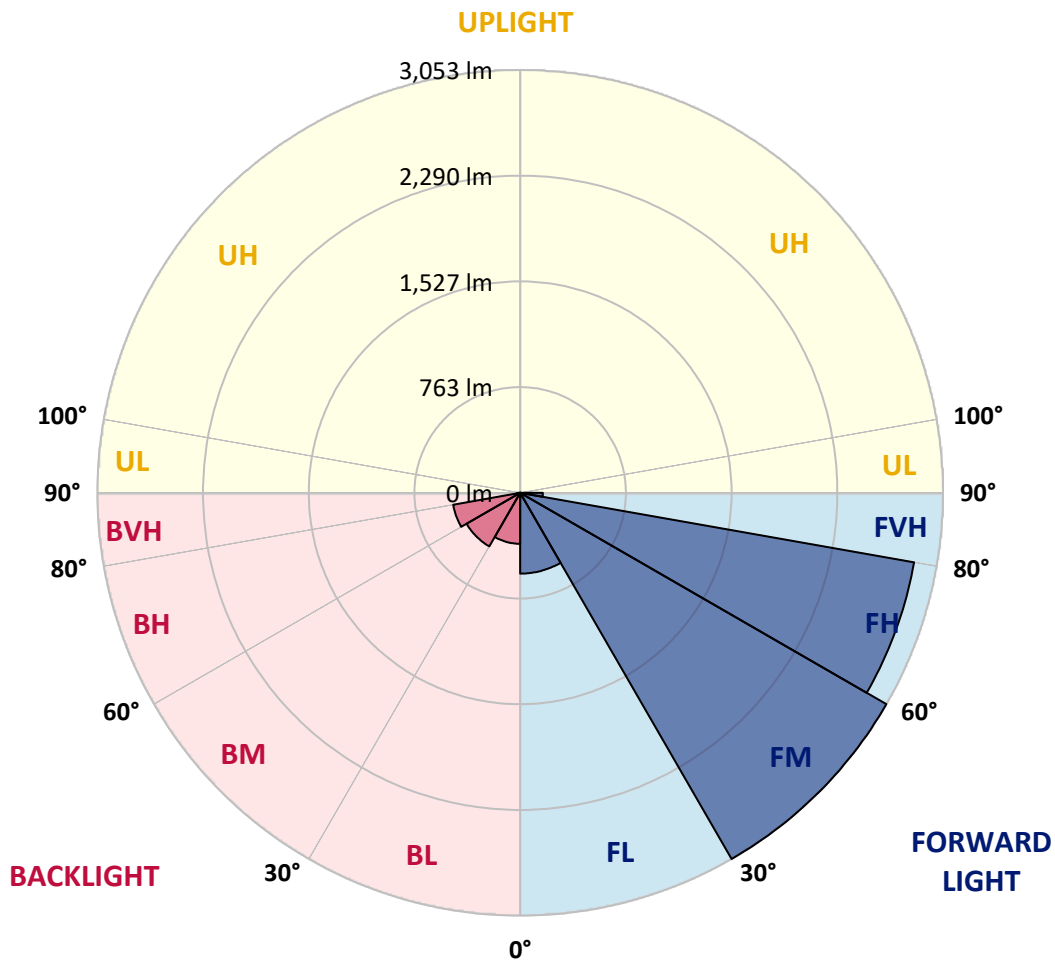
CATALOG NUMBER: GWC-AF-02-LED-E1-SL2-7050-600

LUMINAIRE CLASSIFICATION SYSTEM LUMEN TABLE AND BUG RATING:

Zone	Lumens	% Fixture	Zone Rating/Lumen Limit		
			B	U	G
FL (0°-30°)	583.5	7.3			
FM (30°-60°)	3053.4	38.1			
FH (60°-80°)	2888.7	36.0			G2/5000
FVH (80°-90°)	163.9	2.0			G2/225
BL (0°-30°)	368.2	4.6	B1/500		
BM (30°-60°)	446.4	5.6	B1/1000		
BH (60°-80°)	491.4	6.1	B1/500		G1/500
BVH (80°-90°)	22.5	0.3			G1/100
UL (90°-100°)	0.0	0.0		U0/0	
UH (100°-180°)	0.0	0.0		U0/0	

BUG Rating: B1-U0-G2

Type II Short





REPORT NUMBER: P200276

CATALOG NUMBER: GWC-AF-02-LED-E1-SL2-7050-600

CANDELA DISTRIBUTION (FULL):

	0°	5°	15°	25°	35°	45°	55°	65°	67°	75°	85°
0°	1729.5	1729.5	1729.5	1729.5	1729.5	1729.5	1729.5	1729.5	1729.5	1729.5	1729.5
2.5°	1658.3	1661.1	1669.8	1675.3	1700.2	1710.9	1718.4	1725.9	1727.1	1730.6	1727.1
5°	1484.3	1490.2	1506.5	1524.6	1572.9	1610.8	1650.8	1692.3	1699.8	1726.7	1734.2
7.5°	1349.5	1347.9	1361.3	1383.1	1432.5	1485.1	1555.1	1637.7	1653.9	1714.4	1743.7
10°	1251.0	1249.8	1264.1	1286.6	1333.7	1383.5	1462.6	1575.7	1598.6	1695.1	1752.8
12.5°	1178.3	1178.7	1192.9	1217.8	1265.7	1315.9	1396.1	1515.6	1544.8	1672.5	1762.3
15°	1130.0	1133.2	1144.7	1171.2	1217.8	1268.0	1346.7	1470.5	1503.3	1654.7	1773.0
17.5°	1113.8	1119.0	1122.9	1142.3	1182.2	1232.4	1309.6	1437.3	1472.1	1642.5	1782.4
20°	1128.9	1134.8	1127.3	1134.0	1159.3	1203.6	1280.3	1411.2	1446.8	1628.6	1783.6
22.5°	1193.3	1198.8	1176.7	1157.3	1155.7	1182.6	1256.2	1390.6	1427.4	1618.4	1784.0
25°	1306.8	1310.3	1273.2	1228.1	1184.2	1175.1	1239.2	1376.4	1415.5	1609.3	1776.5
27.5°	1446.0	1448.7	1406.0	1339.6	1251.4	1192.9	1233.2	1368.1	1408.8	1601.4	1763.9
30°	1615.2	1628.2	1570.9	1487.1	1358.6	1245.5	1245.1	1363.7	1401.3	1587.9	1739.0
32.5°	1788.4	1793.9	1754.4	1669.4	1502.9	1338.0	1278.3	1366.9	1399.3	1571.7	1707.3
35°	1963.9	1971.1	1945.3	1876.9	1700.2	1473.6	1343.2	1385.5	1411.6	1566.2	1685.2
37.5°	2191.3	2200.8	2165.2	2086.1	1940.2	1657.5	1451.1	1432.1	1449.1	1582.0	1678.5
40°	2550.7	2546.4	2442.4	2324.5	2202.8	1892.8	1605.3	1511.2	1521.1	1633.0	1699.0
42.5°	2969.0	2958.4	2779.2	2594.2	2491.4	2177.4	1809.3	1648.4	1646.4	1733.4	1771.4
45°	3302.7	3294.0	3132.7	2904.6	2822.3	2501.7	2073.1	1852.8	1838.2	1892.8	1905.0
47.5°	3483.4	3483.8	3390.9	3204.7	3202.7	2913.7	2411.9	2148.6	2123.3	2149.0	2135.9
50°	3420.2	3428.5	3418.6	3359.3	3549.9	3453.8	2854.4	2561.0	2510.0	2535.3	2485.1
52.5°	3114.1	3124.8	3183.3	3274.3	3695.8	4106.6	3504.4	3073.4	3014.1	3005.0	2949.3
55°	2571.7	2584.7	2704.1	2951.2	3574.4	4545.1	4530.1	3726.6	3632.1	3546.3	3522.6
57.5°	1772.6	1794.3	1986.5	2353.4	3181.8	4677.5	5751.4	4657.8	4465.6	4165.9	4171.4
60°	999.2	1024.5	1251.0	1584.4	2389.4	4533.6	6680.6	6068.1	5662.5	4891.4	4932.6
62.5°	635.4	662.7	834.7	1100.8	1433.7	3758.6	7061.4	8028.9	7513.7	5785.8	5826.2
65°	514.4	526.3	607.3	908.6	1041.1	2264.4	6772.3	9644.1	9451.9	6921.0	6732.8
67.5°	502.2	506.1	548.0	762.7	998.4	1272.8	5401.9	9946.2	10159.3	7981.1	7110.4
70°	496.2	510.1	617.6	727.9	956.1	1073.5	3246.2	9118.2	9454.7	8258.2	6607.9
72.5°	240.8	240.0	310.8	658.3	1077.1	1113.4	1667.8	7377.7	7715.4	7154.7	5430.0
75°	194.1	177.5	169.6	241.2	1035.5	1149.8	1062.8	5076.5	5320.8	4796.9	3337.9
77.5°	184.3	164.5	150.6	151.0	437.7	1219.4	900.3	2809.7	2880.9	2166.8	914.6
80°	152.6	134.4	124.5	140.4	211.9	1161.3	973.5	1271.6	1166.8	532.2	304.5
82.5°	106.0	96.5	93.7	117.8	169.6	827.6	1132.0	683.2	572.9	266.5	187.8
85°	67.6	57.7	64.1	85.8	132.1	382.0	1166.0	532.6	423.5	169.2	106.0
87.5°	31.2	25.3	31.6	47.4	86.2	131.7	1109.5	598.2	436.1	89.4	66.8
90°	0.0	0.0	0.0	0.0	0.0	0.0	0.0	0.0	0.0	0.0	0.0



REPORT NUMBER: P200276

CATALOG NUMBER: GWC-AF-02-LED-E1-SL2-7050-600

CANDELA DISTRIBUTION (continued):

	90°	95°	105°	115°	125°	135°	145°	155°	165°	175°	180°
0°	1729.5	1729.5	1729.5	1729.5	1729.5	1729.5	1729.5	1729.5	1729.5	1729.5	1729.5
2.5°	1730.3	1722.7	1716.8	1705.7	1693.5	1681.6	1670.9	1657.5	1653.5	1650.0	1655.5
5°	1735.8	1728.3	1706.5	1672.5	1635.0	1599.8	1564.6	1534.5	1515.9	1505.7	1511.6
7.5°	1744.1	1733.4	1688.3	1625.9	1558.3	1496.6	1432.9	1381.9	1344.3	1326.6	1331.7
10°	1751.6	1731.0	1657.5	1563.8	1464.9	1373.2	1272.8	1189.7	1128.1	1095.6	1103.6
12.5°	1754.8	1722.0	1614.4	1486.3	1350.7	1216.2	1068.4	944.2	855.6	823.2	816.5
15°	1757.9	1711.7	1567.0	1398.1	1212.7	1022.5	815.3	666.6	593.1	576.9	573.3
17.5°	1758.7	1693.9	1513.2	1302.4	1051.0	792.0	557.5	463.0	463.4	489.5	492.7
20°	1750.4	1667.4	1447.9	1183.4	857.2	547.6	382.7	366.5	426.2	491.5	499.4
22.5°	1731.4	1632.2	1374.0	1044.6	635.4	360.6	296.2	313.9	391.0	470.9	480.0
25°	1707.3	1589.5	1286.6	883.7	420.7	257.8	248.3	270.1	322.2	375.6	380.8
27.5°	1674.5	1538.9	1188.6	699.5	273.2	212.3	218.7	233.3	254.6	278.4	280.7
30°	1632.2	1478.4	1083.8	510.1	206.4	191.0	200.1	208.0	217.1	230.5	231.7
32.5°	1583.6	1420.3	976.2	352.3	183.1	179.9	187.0	191.0	198.1	206.4	207.2
35°	1542.8	1364.9	864.7	249.1	173.2	171.6	176.3	177.9	184.7	193.7	194.5
37.5°	1519.5	1319.8	749.7	200.9	166.5	164.1	166.9	166.9	176.3	189.8	191.8
40°	1521.1	1294.9	634.6	181.5	160.9	157.8	158.2	158.2	170.4	185.0	186.2
42.5°	1564.2	1301.2	532.6	174.0	156.6	153.0	151.0	152.2	162.5	172.0	172.8
45°	1665.4	1345.9	436.9	169.2	152.2	151.0	146.7	146.3	150.3	154.6	154.6
47.5°	1831.5	1434.1	372.1	166.1	148.7	148.3	143.1	138.0	137.6	139.2	139.2
50°	2101.5	1585.9	328.6	162.5	146.3	143.1	137.2	129.3	126.5	127.7	127.7
52.5°	2506.4	1856.8	312.0	157.8	141.2	136.0	129.3	121.4	119.0	119.4	119.4
55°	3037.4	2272.7	309.6	152.2	135.6	127.3	121.8	115.9	113.1	113.9	113.9
57.5°	3686.3	2848.0	351.9	143.5	128.1	118.6	115.5	111.5	109.5	110.7	110.3
60°	4475.1	3600.9	521.9	134.4	120.6	110.7	110.7	107.5	106.0	107.2	106.8
62.5°	5383.7	4465.6	733.9	127.7	112.7	104.4	106.0	104.4	102.8	103.6	103.2
65°	6189.5	5029.0	687.2	122.6	104.8	98.5	101.2	100.4	99.2	100.0	99.6
67.5°	6212.9	4820.3	385.9	117.0	97.3	92.5	96.5	96.1	95.3	96.1	95.7
70°	5544.6	4070.2	217.5	106.8	89.4	85.4	90.9	90.5	89.8	91.3	90.9
72.5°	4442.3	2953.6	158.9	94.1	81.5	77.9	84.2	83.8	83.8	86.2	85.0
75°	2556.2	1519.9	126.9	80.7	73.1	70.4	75.9	76.3	77.1	80.3	77.9
77.5°	728.7	473.7	103.6	68.4	62.9	61.7	67.2	68.0	68.4	72.0	68.8
80°	270.8	218.3	85.4	57.3	51.4	51.8	56.9	58.1	58.5	62.1	58.1
82.5°	172.8	143.9	69.2	44.3	40.3	39.9	46.3	47.8	47.8	48.2	45.9
85°	100.8	86.2	52.2	32.0	28.5	27.3	34.4	37.2	36.0	35.2	33.6
87.5°	67.6	59.3	32.0	17.8	15.4	14.6	20.2	22.1	21.4	20.2	19.0
90°	0.0	0.0	0.0	0.0	0.0	0.0	0.0	0.0	0.0	0.0	0.0

(END OF REPORT)